





Drive	Input Voltage (VAC)	Output Voltage Range (VDC)	Max. Armature Current	HP Rating @ 90 VDC Output	Enclosure	Reversing	Isolation	Field Supply (VDC)	UL Listed 	CSA 	CE TUV 	Pre-mounted Potentiometer
MM31701B	115	0-90	2	1/50 - 1/6	CHASSIS	-	-	-	-	-	-	-
MM31751B	115	0-90	2	1/50 - 1/6	CHASSIS	-	-	-	-	-	-	YES
MM31700B	115	0-90	3	1/8 - 1/4	CHASSIS	-	-	-	-	-	-	-
MM31750B	115	0-90	3	1/8 - 1/4	CHASSIS	-	-	-	-	-	-	YES
RD16U	115	0-90	3*	1/8 - 1/4	CHASSIS	-	-	-	-	-	-	YES
SQ16U	115	0-90	3*	1/50 - 1/4	CHASSIS	-	-	-	-	-	-	YES
SQ216U	230	0-90	3*	1/50 - 1/4	CHASSIS	-	-	-	-	-	-	YES

* Peak rating of 3 amps.

Minarik Drives offers the MM31000, SQ, and RD Series of drives for cost sensitive variable-speed applications. These light-weight compact drives control DC brush-type motors ranging from 1/50 to 1/4 HP, without any additional components required. Reduced circuitry allows the cost to decrease significantly and also lends to a very compact package, ideal for original equipment manufacturers.

Several of the drives come with a speed pot already mounted on the drive. The SQ Series includes a knob and dial. A pre-wired removable terminal barrier on the MM31000 Series eliminates nearly half of the wiring required for other drives. Using full-wave rectification of the AC line input, these SCR drives provide moderate 20:1 speed range.

See page 50 for an in-depth comparison of the different 1Q SCR drives.



MM31700B
MM31701B

MM31750B
MM31751B

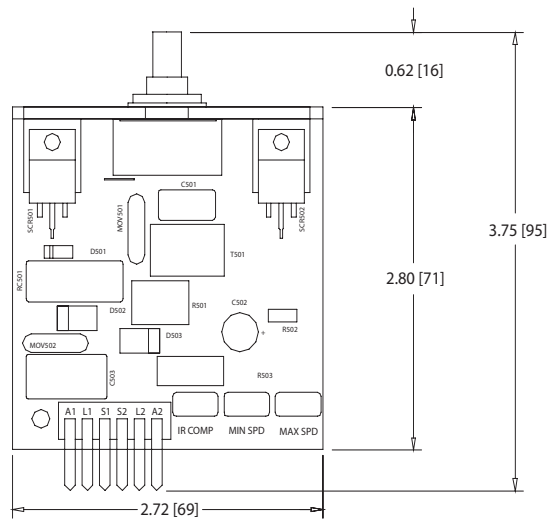


RD16U



SQ16U
SQ216U

MM317xxB DIMENSIONS



Height: 1.37 [55]

All dimensions in inches [millimeters]

Dimensions of drives not shown above can be found on page 56.
Wiring diagrams can be found on page 64.

FEATURES

- **Small package:** Fits where other drives can't.
- **Low cost:** Designed for OEMs.
- **Speed range, regulation, & form factor:** 3% of base speed regulation with a 20:1 speed range and a 1.37 form factor at maximum rated voltage.
- **User adjustable calibration pots:** Minimum Speed, Maximum Speed and IR Compensation (IR Comp on MM31000 and SQ drives only).
- **MM31000 removable terminal barrier:** Greatly reduces miswiring; easy installation.
- **Optional pre-mounted speed potentiometer:** Reduces wiring time and makes a compact package.
- **Built-in power switch:** The pot on the SQ and RD Series also acts as an AC power switch.
- **RoHS:** All MM31700B, RD, and SQ series models are RoHS compliant.